



# "IN FOCUS"

Newsletter of the  
Morgan Hill Photography Club



<http://www.morganhillphotographyclub.org/>

**October  
2013**



Editor  
Susan Brazelton  
[brzltn@garlic.com](mailto:brzltn@garlic.com)

**Light  
Painting**  
Page 2

**Community  
Connections**  
Page 3

**New  
Focus Group**  
Page 4

**Howl-O-Ween**  
Page 5

**Artists' Reception  
Photos**  
Page 6

**November  
Swap Meet**  
Page 7

## New Member Orientation

Twice a year board members meet with new members to describe what the club has to offer, answer any questions, and help them make full use of the club's electronic resources, such as Flickr, Facebook, the Yahoo Forum, and the club website. If you missed the October Orientation, another will be held just prior to the April 2014 meeting.

## Image Share

What's as much fun as taking a photograph? Sharing it, of course. That's why our thirty-five minutes of round-robin image sharing is so popular. Several camera clubs to the north of us are thinking of adding image share to their monthly meetings.



## Light Painting

**Barbi Kutilek** and **Noella Vigeant** collaborated to create a unique, hands-on program to show members and guests how to paint photographs with light.

Light Painting is a creative photographic technique where images are made by moving hand-held light sources, either to create a unique pattern of light or to highlight an object; or by moving the camera during a long-exposure. A variety of light sources can be used, ranging from flashlights (with colored gels to get different effects), laser pointers, candles, matches, glowsticks, and MORE.... Barbi has a bag full of fun light toys.

Noella first explained how to set up a camera so it is ready to photograph a pumpkin in the dark.

1. Set the camera mode to Shutter Priority (light painting needs a long exposure)
2. Set a shutter speed of 8 to 30 seconds (or use the 'bulb' setting for longer exposures).
3. Secure the camera to a tripod.
4. With a light shining on the main object (in this case, a pumpkin), allow the camera to autofocus.
5. Without changing anything else, switch to manual focus.
6. Turn off the lights, click the shutter and start painting with light.



Thank you to the members who facilitated the practice groups: **Jay Everson, Barbi Kutilek, Larry Campbell, Mike McElvy, Mark Grzan and Lennie Randall.**



### Four additional examples of light painting techniques



Moving the camera during a 2 second exposure



With a long enough exposure, even large objects can be painted with light.



A light orb and a silhouette created by Barbi Kutilek

## Member News & News for Members

### Welcome to 7 New Members

•Mike McElvy •Jill McElvy •Glenn Lattic •Susan Stillman  
•Frank Bath •Richard Wilson •Lucy Wilson

2013 Membership Total - 175 (so far)

### Executive Board

**George Ziegler**  
President  
Web Master

**Noella Vigeant**  
Program Director

**Dan Gregg**  
Treasurer

**Nichole Larson**  
Membership Chair  
Marketing Director

**Susan Brazelton**  
Past President  
Newsletter Editor

**Rodney Myatt**  
Logistics Chair

**Barbi Kutilek**  
**Mark Grzan**  
Members-at-large

**Michael Sue BrownKorbel**  
Photo Diva

**Noël Calvi**  
Adjunct

### October Featured Photographer: Lennie Randall

Hopefully you had an opportunity to talk with Lennie at the meeting and see her two hundred plus photo slide show of landscapes, animals, and nature.



### Community Connections

**Community Foundation** is hosting its annual **Philanthropy Dinner** on **Saturday, 16 November at the CCC**. Volunteers from many community organizations will be recognized for their commitment to the Morgan Hill Community. The theme is "Night of the Stars" and members of MHPC are the official photographers.

**We need at least six photographers to act as paparazzi as the honorees walk the red carpet**

If you would like to be involved in this fun event, please contact Susan Brazelton immediately: [brzltm@garlic.com](mailto:brzltm@garlic.com)

### Senior Portraits

**Friday, 1 November 10am to 1:00pm**

Every year MHPC members take pictures of senior citizens and give each a 5x6 printed portrait. If you would like to help out by posing the seniors, photographing, or setting up the lights, or registering the seniors, please contact Larry Campbell: [Larrycam@pacbell.net](mailto:Larrycam@pacbell.net)

### California Photo Festival

**Mark Grzan, Susan Brazelton, Barbi Kutilek, Dave Kutilek, and George Ziegler** spent five days in San Luis Obispo taking classes from and photographing with **Ken Sklute** (special presentation in August), **Hal Schmitt** (August speaker), and other professional photographers for total photographic immersion.



### Like us on Facebook

Share a post from the club's page & get a free logo patch



Would you like to be a part of the club's leadership team & help plan the 2014 activities? Of course you would. Join the board as the 2014 Member-at-Large. Meetings are the 2<sup>nd</sup> Wednesday of the month. Guaranteed fun.

If interested, please contact George:

[George@gwzphotography.com](mailto:George@gwzphotography.com)

## Focus Groups Review

Focus Groups have become an integral feature of the club. They allow members to delve more deeply into a specific aspect of photography and to work in a small group with other members who have the same interest. Once established, Focus Groups are self directing, with the members deciding where and when to meet and how they want to pursue their interest. Each group has a facilitator who is the contact person for the group and who coordinates the meetings and activities. If you are interested in joining a Focus Group (must be a member of the club), please contact the facilitator.

### **Macro Photography - Susan Brazelton:** [brzltn@garlic.com](mailto:brzltn@garlic.com)

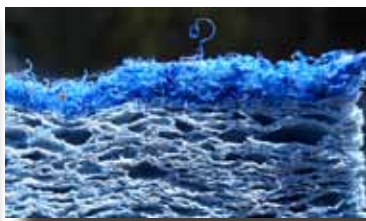
Members of this group looked for ordinary things found around the house and turned them into macro artistry. Flickr site: <http://www.flickr.com/groups/mhpc-macrofocusgroup/>



©S Brazelton



©Roy Hovey



©Rodney Myatt



©Dan Gregg

### **Compact Cameras - Dan Gregg:** [dwgdm@aol.com](mailto:dwgdm@aol.com)

Flickr site: <http://www.flickr.com/groups/1605480@N21/>

#### **Meets the Second Thursday of each month.**

At the November meeting members will continue to explore the video capabilities of the smaller cameras AND discuss & decide the direction the group will take in 2014. If you want to learn more about how to use your compact camera or find out more about the new mirrorless cameras, be sure to attend the group's November 14<sup>th</sup> meeting.

### **Photographing People - Noella Vigeant:** [nvigeant@gmail.com](mailto:nvigeant@gmail.com)

On Friday, 1 November the People shooters will be photographing senior citizens at the CRC: Great practice for the members and each senior is given a 5x7 print.

To join contact Noella or **Larry Campbell** ([Larrycam@pacbell.net](mailto:Larrycam@pacbell.net))

### **iPhoneography - Michael Sue BrownKorbel:** [mbrowncorbel@yahoo.com](mailto:mbrowncorbel@yahoo.com)

This group is currently on hiatus, but focus group members may still post photographs.

View iPhotos on Flickr: <http://www.flickr.com/groups/1945737@N22/>

### **Night Photography - Susan Brazelton:** [brzltn@garlic.com](mailto:brzltn@garlic.com)

A light painting shoot-out will be held in November.

See night photos at: <http://www.flickr.com/groups/mhpc-night-focusgroup/>

### **Lightroom - George Ziegler:** [George@gwzphotography.com](mailto:George@gwzphotography.com)

**Meets the third Thursday of each month**

**New Focus Group Starting in 2014.  
"Build Your Own Website"**


If you have a suggestion for a new Focus Group, contact George: [George@gwzphotography.com](mailto:George@gwzphotography.com)

## Shoot-outs

Shoot-outs are a great opportunity to practice photography in an informal, social setting with like-minded people. Leaders often scout locations ahead of time to determine the best sites and the time of optimal light.

### **Rolex Big Boat Races** - Thursday 9/26 **San Francisco**

**Rick Rasmussen** returned to San Francisco (after leading a shoot-out of the America's Cup) to once again photograph sail boats swishing across the bay.



©Lisa Ponce



©Rick Rasmussen

### **World Wide Photo Walk** Saturday, 4 October Morgan Hill

**Barbi Kutilek** led this group (which included photographers from as far away as Mountain View) past the fruits and vegetables of the Farmer's Market and throughout downtown Morgan Hill.



©Mark Grzan



### **“Howl-O-Ween”**

**Saturday, 26 October 11:00am - 1:00pm MH Community Park**

Join local dog enthusiasts to photograph canines in action. This festive event includes dogs in costumes, races, pet tricks, and a Look-A-Like contest. There will also be food vendors, face painting, and more. Great opportunity to photograph active animals & their people.

### **Safe Halloween Trick or Treat**

**Thursday, 31 October 5:30 - 8:00PM**

Downtown Morgan Hill: Monterey Road between Main & Dunne

Practice your people photography and after-dark special effects with ghosts, goblins, angels & ballerinas. Meet in front of the Granada Theater at 5:30.



View photos from all club shoot-outs at:

<http://www.flickr.com/groups/mhphotoclubshoot-outs/>



## Flickr Theme Projects

The club now has over 4,700 photographs posted to the Flickr Theme Project site. The themes are meant to inspire a broadening of techniques, subject matter, and skills.

Although it is not mandatory, members are encouraged to *take and post new photos as often as possible.*

## Remaining 2013 Themes

**October - Mountains**  
**November - Cars**  
**December - Panoramas**



©MichaelSue BrownKorbel



©Jill McElvy



©Noella Vigeant

## 2014 Flick Themes

The suggestions have been culled down to the top twenty.  
Final voting for the 2014 Themes will take place at the November meeting  
View all theme photos at: <http://www.flickr.com/groups/mhphotoclub/>



## Gallery Show at the CRC

# "People"


**27 September - 14 November**



**Artists' Reception**



**4 October 2013**



## Next Meeting

Wednesday, 6 November

7:00PM

**Centennial Recreation Center (CRC)**

(Multi-purpose Room)

**“Print Critique”**

Guest Commentator:

**Hal Green**

**President of the Fremont Camera Club**

In general Hal will comment on an image’s impact, composition, technical proficiency, and photographic interest.

He may also make suggestions that would help improve the image

**\$1 fee for each photo submitted.**

Submission Instructions:


1. Members may submit up to two prints of their own creation.
2. If submitting two images, each must represent a different category:  
•PEOPLE •LANDSCAPE •URBAN •BLACK & WHITE •PLANTS & ANIMALS
3. Each photograph MUST HAVE A TITLE.
4. Minimum size: 8x10 Maximum size: 20x20 (including mat or mount).
5. Attach a label to the back of each print with your name and the title of the photograph.
6. **Prints must be matted or mounted on mat or foam board.**

**Unmounted photos will NOT be accepted.**

**Prints in frames or behind glass will NOT be accepted.**

A maximum of forty (40) prints will be accepted on a first come, first served basis.

A table will be set up in the hallway outside the meeting room.



## **November Pre-Meeting Swap Meet**

**6:00 - 6:45**

Gather up all your old equipment and sell it (or give it away) at the

**Photographic Swap Meet**

Someone wants what you no longer need:

Cameras, Memory Cards, Bags, Filters, Lens, Printers, Ink Software, Books, Magazines...

Clear the Clutter and Make Money  
or Buy Something for Yourself  
(or for a Christmas Gift)

*“The quickest way to make money at photography is to sell your camera.”*



**December Meeting (12/4/13)**

**The last meeting of the year is**

# **ONE-BIG-PARTY**

**•Awards •Food •Music**

**•Door Prizes**



## **Special 2014 Meetings Notice**


The first Wednesday of January 2014  
is New Year Day, so

**the January 2014 meeting  
will be held a week later on  
Wednesday, 8 January**

Due to conflicts at the CRC and CCC

**the February 2014 meeting  
will be held on  
Thursday, 6 February  
(That's right: THURSDAY!)  
at the CCC**

Mark You Calendars Now!



**YAHOO! GROUPS**

We encourage every member to join the club's Yahoo Forum. Just go to the site and click on "Join" You will need a Yahoo ID, and the site will take you through the steps to get one. It's all free. Postings may include spontaneous shoot-outs, last minute changes to the calendar, upcoming events, valuable resources, and possible solutions to your photographic dilemmas. Only club members may join the site, post, and read the messages and files.

<http://tech.groups.yahoo.com/group/MHphotoclub/>

A complete calendar of club meetings and activities is on the website:

<http://www.morganhillphotographyclub.org/calendar.html>